

# PACKAGE LEAFLET: INFORMATION FOR THE USER

**ELIGARD 45 mg  
powder and solvent for solution for injection**

**Leuprorelin acetate**

**Read all of this leaflet carefully before you start using this medicine because it contains important information for you.**

- Keep this leaflet. You may need to read it again.
- If you have any further questions, ask your doctor, pharmacist or nurse.
- This medicine has been prescribed for you only. Do not pass it on to others. It may harm them, even if their symptoms are the same as yours.
- If you get any side effects, talk to your doctor, pharmacist or nurse. This includes any possible side effects not listed in this leaflet. See Section 4.

## **What is in this leaflet**

1. What ELIGARD is and what it is used for
2. What you need to know before you use ELIGARD
3. How to use ELIGARD
4. Possible side effects
5. How to store ELIGARD
6. Contents of the pack and other information

## **1. WHAT ELIGARD IS AND WHAT IT IS USED FOR**

The active substance of ELIGARD belongs to the group of so-called gonadotropin releasing hormones. These medicines are used to decrease the production of certain sex hormones (testosterone).

ELIGARD is used to treat hormone dependent metastatic **prostate cancer** in adult men and for the treatment of high-risk non-metastatic hormone dependent prostate cancer in combination with radiotherapy.

## **2. WHAT YOU NEED TO KNOW BEFORE YOU USE ELIGARD**

### **Do not use ELIGARD**

- If you are a **woman or a child**
- If you are **hypersensitive (allergic)** to the active substance leuprorelin acetate, products with an activity comparable to the naturally occurring hormone gonadotropin, or to any of the other ingredients of ELIGARD (listed in section 6).
- Following **surgical removal of your testes**, as in that case ELIGARD does not lead to a further decrease in serum testosterone levels.
- As the only treatment if you suffer from symptoms related to pressure on the spinal cord or tumour in the spinal column. In this case, ELIGARD may only be used in combination with other medicinal products for prostate cancer.

## Warnings and precautions

### Talk to your doctor, pharmacist or nurse before using ELIGARD

- If you have any of the following: Any heart or blood vessel conditions, including heart rhythm problems (arrhythmia), or are being treated with medicines for these conditions. The risk of heart rhythm problems may be increased when using ELIGARD.
- If you have **difficulties urinating**. You should be monitored closely during the first weeks of treatment.
- If **pressure on the spinal cord or difficulties with urinating develops**. In connection with other drugs having a similar mechanism of action like ELIGARD, it has been reported that severe cases of pressure effects on the spinal cord and narrowing of the tubes between the kidneys and the urinary bladder may contribute to paralysis like symptoms. If these complications develop, standard therapy should be started.
- If you experience sudden headache, vomiting, altered mental status and sometimes heart collapse, within two weeks of taking ELIGARD, then alert the doctor or medical staff. These are rare cases termed as pituitary apoplexy, which have been reported IN OTHER DRUGS which have a mechanism similar to ELIGARD.
- If you suffer from **diabetes mellitus** (elevated blood sugar levels). You should be regularly monitored during treatment.
- Treatment with ELIGARD can increase the risk for fractures due to osteoporosis (decrease in bone density).
- There have been reports of depression in patients taking ELIGARD. If you are taking ELIGARD and develop depressed mood, inform your doctor.
- There have been reports of cardiovascular events in patients taking products similar to ELIGARD of which it is unknown if it is related to these products. If you are taking ELIGARD and develop cardiovascular signs or symptoms, inform your doctor.
- There have been reports of seizures in patients after administration of ELIGARD. If you are taking ELIGARD and develop seizures, inform your doctor.
- If you suffer from a bad or recurrent headache, problems with your eyesight and ringing or buzzing in the ears contact your doctor immediately.

### Initial treatment complications

During the first week of treatment, there is generally a brief increase in the male sex hormone testosterone in the blood. This can lead to **a temporary worsening** in the disease-related symptoms and also to the occurrence of new symptoms that have not been experienced up to this point. These especially include bone pain, urination disturbances, pressure on the spinal cord, or the secretion of blood in the urine. These symptoms usually subside on continuation of treatment. If the symptoms do not subside, you should contact your doctor.

### If ELIGARD does not help

A proportion of the patients will have tumors, which are not sensitive to decreased serum testosterone levels. Please talk to you doctor if you have the impression that the effect of ELIGARD is too weak.

### Other medicines and ELIGARD

ELIGARD might interfere with some medicines used to treat heart rhythm problems (e.g. quinidine, procainamide, amiodarone and sotalol) or might increase the risk of heart rhythm problems when used with some other drugs(e.g. methadone (used for pain relief and part of drug addiction detoxification), moxifloxacin (an antibiotic), antipsychotics used for serious mental illnesses).

Tell your doctor or pharmacist if you are taking or have recently taken any other medicines, including medicines obtained without a prescription.

### **Pregnancy and breast-feeding**

ELIGARD is not intended for women.

### **Driving and using machines**

Fatigue, dizziness and visual disturbances are possible side effects of the treatment with ELIGARD or might be a result from the disease. If you suffer from these side effects, take care when driving or operating machines.

## **3. HOW TO USE ELIGARD**

### **Dose**

Always use this medicine exactly as your doctor or pharmacist has told you. Check with your doctor or pharmacist if you are not sure.

If not otherwise prescribed by your doctor, ELIGARD is administered **once** every **six months**.

The injected solution forms an active substance depot from which a continuous release of the active substance leuprorelin acetate takes place over a period of six months.

### **Additional tests**

Response to therapy with ELIGARD should be checked by your doctor by means of checking specific clinical values and by measuring the blood levels of the so-called prostate-specific antigen (PSA).

### **Method of administration**

ELIGARD should only be administered by your **doctor** or a **nurse** who will also take care of the preparation of the product.

After preparation, ELIGARD is administered as a subcutaneous injection (injection into the tissue below the skin). Intra-arterial (into an artery) or intravenous (into a vein) injection has to be strictly avoided. As with other active substances that are injected subcutaneously, the site of injection should be varied periodically.

### **If you receive more ELIGARD than you should**

Since the injection is generally administered by your doctor or appropriately trained staff, over dosage is not to be expected.

If a larger amount than intended is nevertheless administered, your doctor will monitor you specifically and give you additional treatment as required.

### **If the administration of ELIGARD is forgotten**

Please talk to your doctor if you believe that your six monthly administration of ELIGARD was forgotten.

### **Effects when the treatment with ELIGARD is stopped**

As a general rule, the therapy of prostate cancer with ELIGARD requires long-term treatment. Therefore, therapy should not be terminated, even if there is an improvement in the symptoms or if they disappear completely.

If the treatment with ELIGARD is stopped prematurely, a deterioration of disease-related symptoms can occur.

**You should not stop the therapy prematurely without previously consulting your doctor.**

**If you have any further question on the use of this medicine, ask your doctor, pharmacist or nurse.**

#### **4. POSSIBLE SIDE EFFECTS**

Like all medicines, ELIGARD can cause side effects, although not everybody gets them.

Side effects that have been observed during treatment with ELIGARD are mainly attributable to the specific effect of the active substance leuprorelin acetate, namely the increase and decrease of certain hormones. The most commonly described side effects are hot flashes (approximately 58 % of patients), nausea, malaise and fatigue, as well as temporary local irritations at the site of injection.

##### **Initial side effects**

During the first weeks of treatment with ELIGARD, disease-specific symptoms may worsen, because in first instance there is generally a brief increase in the male sex hormone testosterone in the blood. Therefore, your doctor may administer an appropriate anti-androgen (substance that inhibits the effect of testosterone) at the initial phase of the treatment in order to reduce possible after-effects (*See also Section 2 Before you use ELIGARD, Initial treatment complications*).

##### **Local side effects**

Local side effects that have been described after the injection of ELIGARD are typically those, which are often associated with similar subcutaneously injected preparations (preparations which are injected into the tissue below the skin). Mild burning immediately after the injection is very common. Stinging and pain after the injection are common, as well as a bruise at the injection site. Redness of the skin at the injection site has been reported commonly. Tissue hardening and ulceration are uncommon.

These local side effects following subcutaneous injection are mild and described as being of brief duration. They do not occur again in between the individual injections.

##### **Very common side effects (may affect more than 1 in 10 people)**

- Hot flashes
- Spontaneous bleeding in skin or mucous membrane, redness of the skin
- Fatigue, injection-related side effects (*see also local side effects above*)

##### **Common side effects (may affect up to 1 in 10 people)**

- Nasopharyngitis (symptoms of common cold)
- Nausea, malaise, diarrhoea, inflammation of the stomach and intestines (gastroenteritis/colitis)
- Itching, nightly sweating
- Pain in the joints,
- Irregular trips to the toilet to pass water (also at night), difficulty in starting to pass water, painful urination, reduced urine output
- Breast tenderness, swelling of the breast, shrinking of testicles, testicular pain, infertility, erectile dysfunction, reduced penis size
- Rigors (episodes of exaggerated shaking with high fevers), weakness

- Prolonged bleeding time, changes in blood values, decreased red blood cells/low red blood cell count

**Uncommon side effects (may affect up to 1 in 100 people)**

- Urinary tract infection, local skin infection
- Worsening of diabetes mellitus
- Abnormal dreams, depression, decreased libido
- Dizziness, headache, an alteration in the skin sensation, insomnia, taste disturbance, smell disturbance
- Hypertension (increased blood pressure), hypotension (decreased blood pressure)
- Shortness of breath
- Constipation, dry mouth, dyspepsia (disturbed digestion, with symptoms as full stomach, pain in the stomach, belching, nausea, vomiting, burning feeling in the stomach), vomiting
- Clamminess, increased sweating
- Back pain, muscle cramps
- Haematuria (blood in the urine)
- Bladder spasm, more trips to the toilet to pass water than usual, unable to pass water
- Enlargement of male breast tissue, impotence
- Lethargy (sleepiness), pain, fever
- Increased weight
- Loss of balance, light-headedness
- Muscle wasting/loss of muscle tissue after prolonged use

**Rare side effects (may affect up to 1 in 1,000 people)**

- Abnormal involuntary movements
- Sudden loss of consciousness, fainting
- Flatulence, belching
- Hair loss, skin eruption (pimples on the skin)
- Breast pain
- Injection site ulceration

**Very rare side effects (may affect up to 1 in 10,000 people)**

- Injection site necrosis

**Not known (frequency cannot be estimated from the available data)**

- Changes in ECG (QT prolongation)
- Inflammation of lungs, lung disease
- Idiopathic intracranial hypertension (increased intracranial pressure around the brain characterised by headache, double vision and other visual symptoms and ringing or buzzing in one or both ears)

**Other side effects**

Other side effects that have been described in the literature in relation with treatment with leuprorelin, the active substance of ELIGARD, are oedema (accumulation of fluid in tissue, appearing as swelling of the hands and feet), pulmonary embolism (resulting in symptoms like breathlessness, difficulty in breathing and chest pain), palpitations (awareness of your heartbeat), muscle weakness, chills, rash, impaired memory and impaired vision. Increasing signs of a decrease in bone tissue (osteoporosis) may be expected after long-term treatment with ELIGARD. Due to osteoporosis, the risk for fractures increases.

Serious allergic reactions, which cause difficulty in breathing or dizziness, have been reported rarely after administration of products in the same class as ELIGARD.

Seizures have been reported after administration of products in the same class as ELIGARD.

### **Reporting of side effects**

**If you get any side effects, talk to your doctor, pharmacist or nurse. This includes any possible side effects not listed in this leaflet. You can also report side effects directly to Departament Monitorowania Niepożądanych Działań Produktów Leczniczych Urzędu Rejestracji Produktów Leczniczych, Wyrobów Medycznych i Produktów Biobójczych**

**Al. Jerozolimskie 181C, 02-222 Warszawa**

**Tel.: + 48 22 49 21 301**

**Faks: + 48 22 49 21 309**

**Strona internetowa: <https://smz.ezdrowie.gov.pl>.**

**By reporting side effects you can help provide more information on the safety of this medicine.**

## **5. HOW TO STORE ELIGARD**

Keep this medicine out of the sight and reach of children.

Do not use this medicine after the expiry date which is stated on the carton after EXP. The expiry date refers to the last day of that month.

### **Storage instructions**

Store in a refrigerator (2°C - 8°C).

Store in the original package in order to protect from moisture.

This product must be at room temperature prior to injection. Remove from the refrigerator approximately 30 minutes before use. Once outside the refrigerator this product may be stored in its original packaging at room temperature (below 25°C) for up to four weeks.

Once the tray has been opened, the product must be prepared straight away and the product must be used immediately. For single use only.

### **Instructions on disposal of unused or expired ELIGARD packs**

Do not throw away any medicines via wastewater or household waste. Ask your pharmacist how to throw away medicines you no longer use. These measures will help to protect the environment.

## **6. CONTENTS OF THE PACK AND OTHER INFORMATION**

### **What ELIGARD contains**

The active substance is leuprorelin acetate.

One pre-filled syringe (Syringe B) contains 45 mg leuprorelin acetate.

The other ingredients are Poly(DL-lactic-co-glycolic-acid) (85:15) and N-methyl-2-pyrrolidone in the pre-filled syringe with solution for injection (Syringe A).

### **What ELIGARD looks like and contents of the pack**

ELIGARD is a powder and solvent for solution for injection.

ELIGARD 45 mg is available in the following packs:

- A thermoformed tray pack consisting of two thermoformed trays in a cardboard carton. One tray contains pre-filled syringe A, a large plunger rod for syringe B and a desiccant pouch. The other tray contains pre-filled syringe B, a 18-gauge sterile needle and a desiccant pouch.
- A bundle pack containing kits of 2x 2 pre-filled syringes (1x Syringe A and 1x Syringe B).

Not all pack sizes may be available.

#### **Marketing Authorisation Holder**

Recordati Industria Chimica e Farmaceutica S.p.A.

Via Matteo Civitali 1

20148 Mediolan

Włochy

#### **Manufacturer**

Astellas Pharma Europe B.V.

Sylviusweg 62

2333 BE Leiden

The Netherlands

Recordati Industria Chimica e Farmaceutica S.p.A.

Via Matteo Civitali 1

20148 Milano

Italy

**This medicinal product is authorized in the Member States of the EEA under the following names:**

Austria:	Eligard Depot 45 mg
Belgium:	Depo-Eligard 45 mg
Bulgaria:	Eligard 45 mg
Cyprus:	Eligard
Czech Republic:	Eligard
Denmark:	Eligard
Estonia:	Eligard
Finland:	Eligard
France:	Eligard 45 mg
Germany:	Eligard 45 mg
Hungary:	Eligard 45 mg
Iceland:	Eligard
Ireland:	Eligard 45 mg
Italy:	Eligard
Latvia:	Eligard 45 mg
Lithuania:	Eligard 45 mg
Luxembourg:	Depo-Eligard 45 mg
Netherlands:	Eligard 45 mg
Norway:	Eligard
Poland:	Eligard 45 mg
Portugal:	Eligard 45 mg
Romania:	Eligard 45 mg
Slovakia:	Eligard 45 mg
Slovenia:	Eligard 45 mg
Spain:	Eligard Semestral 45 mg
Sweden:	Eligard

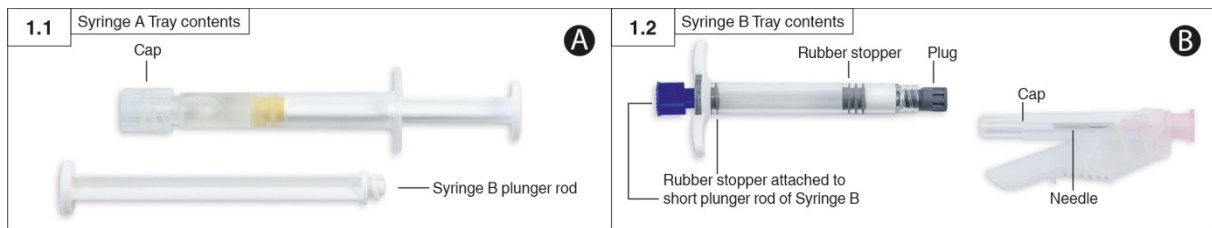
**This leaflet was last revised in 07/2022**

The following information is intended for healthcare professionals only:

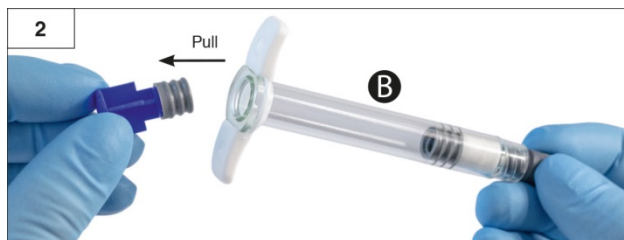
Allow the product to come to room temperature by removing from the refrigerator approximately 30 minutes prior to use.

Please prepare the patient for injection first, followed by the preparation of the product, using the instructions below. If the product is not prepared using the proper technique, it should not be administered as lack of clinical efficacy may occur due to incorrect reconstitution of the product.

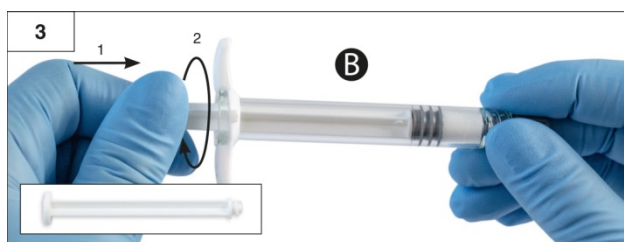
Step 1: Open both trays (tear off the foil from the corner which can be recognized by a small bubble) and empty the contents onto a clean field (two trays containing Syringe A (Figure 1.1) and Syringe B (Figure 1.2)). Discard the desiccant pouches.



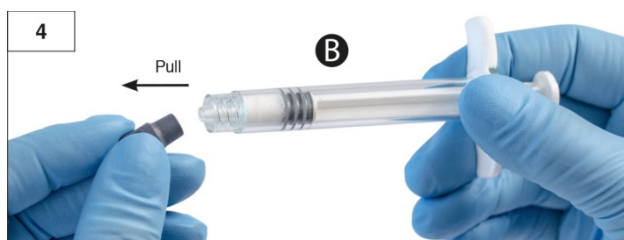
**Step 2: Pull out** and **do not unscrew** the blue coloured short plunger rod together with the attached grey stopper from Syringe B and discard (Figure 2). **Do not attempt to mix the product with two stoppers in place.**



**Step 3:** Gently screw the Syringe B white plunger rod to the remaining grey stopper in Syringe B (Figure 3).



**Step 4:** Remove the grey rubber plug from Syringe B and put down the Syringe (Figure 4).

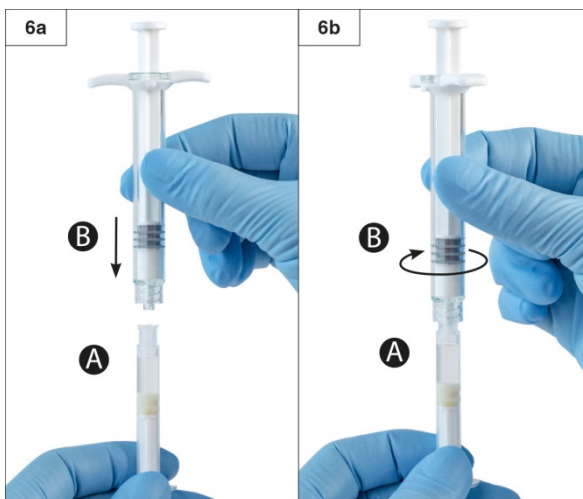




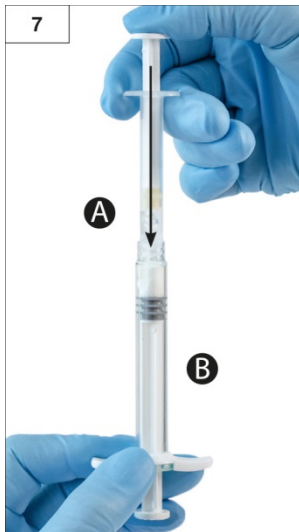
**Step 5:** Hold Syringe A in a vertical position to ensure no liquid leaks out and unscrew the clear cap from Syringe A (Figure 5).



**Step 6:** Join the two syringes together by pushing in and twisting Syringe B onto Syringe A until secure (Figure 6a and 6b). **Do not over tighten.**



**Step 7:** Flip the connected unit over and continue to hold the syringes vertically with Syringe B on the bottom while injecting the liquid contents of Syringe A into Syringe B containing the powder (leuproreline acetate) (Figure 7).

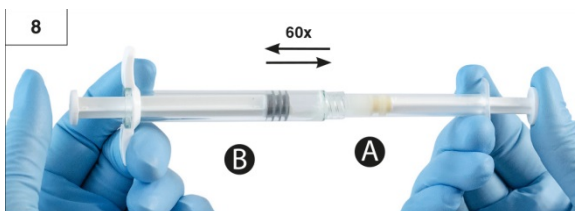


**Step 8:** Thoroughly mix the product by gently pushing the contents of both syringes back and forth between syringes (60 times in total, which takes approximately 60 seconds) in a horizontal position to obtain a homogenous, viscous solution (Figure 8). Do not bend the syringe system (please note that this may cause leakage as you may partially unscrew the syringes).

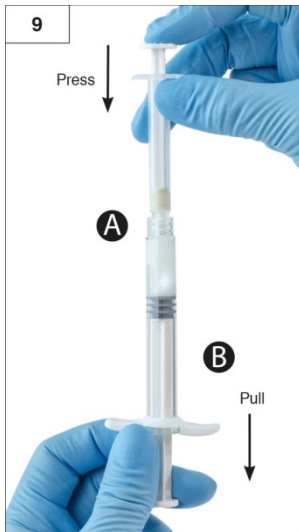
**When thoroughly mixed, the viscous solution will appear with a colour in the range of colourless to white to pale yellow (which could include shades of white to pale yellow).**

**Important: After mixing proceed with the next step immediately as the product gets more viscous over time. Do not refrigerate the mixed product.**

Please note: Product must be mixed as described; shaking WILL NOT provide adequate mixing of the product

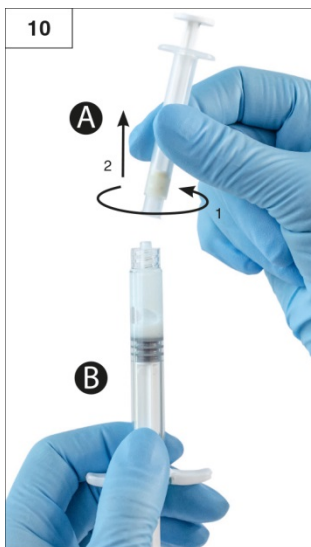


**Step 9:** Hold the syringes vertically with Syringe B on the bottom. The syringes should remain securely coupled. Draw the entire mixed product into Syringe B (wide syringe) by pushing down the Syringe A plunger and slightly withdrawing the Syringe B plunger (Figure 9).



**Step 10:** Twist off Syringe A while continuing to push down on the Syringe A plunger (Figure 10). Ensure that no product leaks out as the needle will then not secure properly when attached.

Please note: one large or a few small air bubbles may remain in the formulation - this is acceptable. **Please do not purge the air bubbles from Syringe B at this stage as product may be lost!**



**Step 11:**

- Hold Syringe B upright and hold back the white plunger to prevent loss of the product.
- Open pack of the safety needle by peeling back paper tab and take out safety needle. Do not remove the hinged safety shield.
- Secure the safety needle to Syringe B by holding the syringe and gently turning the needle clockwise with approximately a three-quarter turn until the needle is secure (Figure 11).

**Do not over tighten** as this may cause cracking of the needle hub resulting in leakage of the product during injection.

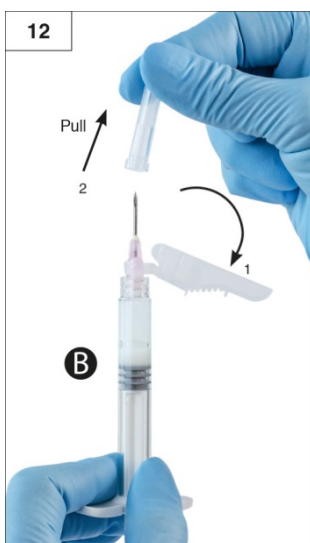
Should the needle hub crack, appear to be damaged, or have any leakage, the product should not be used. The damaged needle should not be substituted/replaced and the product should not be injected. The entire product should be disposed of securely

In the event of damage to the needle hub, a new replacement product should be used.



**Step 12:** Move the safety shield away from the needle and pull off the protective needle cover prior to administration (Figure 12).

**Important:** Do not operate the safety needle mechanism before administration.



**Step 13:** Prior to administration, purge any **large** air bubbles from Syringe B. Administer the product subcutaneously whilst keeping the safety shield away from the needle. Please ensure that the full amount

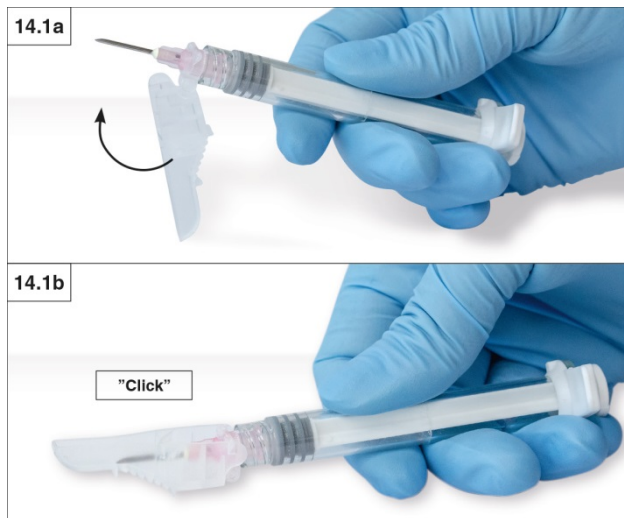
of the product in Syringe B is injected.

**Step 14:** After injection, lock the safety shield using any of the activation methods listed below.

### 1. Closure on a flat surface

Press the safety shield, lever side down, onto a flat surface (Figure 14.1a and b) to cover the needle and lock the shield.

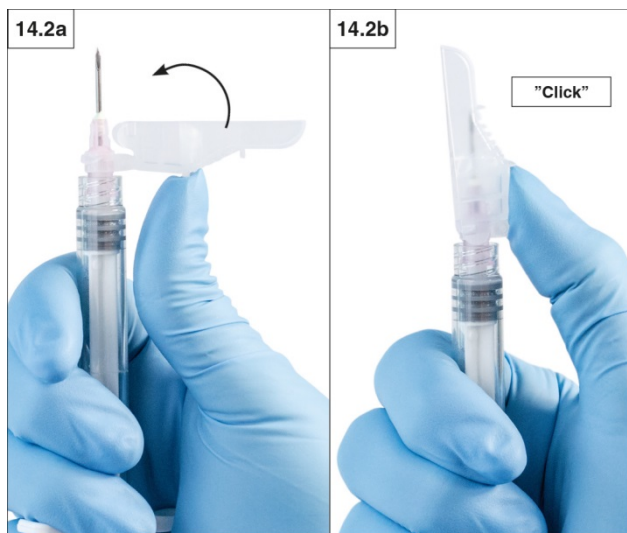
Verify locked position through audible and tactile “click”. Locked position will completely cover needle tip (figure 14.1b).



### 2. Closure with your thumb

Placing your thumb on the safety shield (Figure 14.2a), cover the needle tip and lock the shield.

Verify locked position through audible and tactile “click”. Locked position will completely cover needle tip (figure 14.2b).



**Step 15:** Once safety shield is locked, immediately dispose of the needle and syringe in an approved sharps container.